



Children's
HEALTH FOUNDATION

MIRACLE MISSION

**AGENT
HANDBOOK**

Set Up Your Page

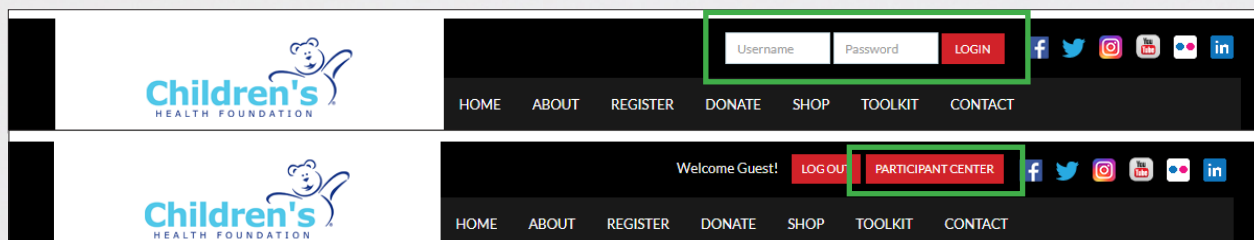
When you set up your personal page, you are setting up your Miracle Mission for success! An agent page that contains a real photo and a personal story will help your mission go further.

Follow these instructions to learn how to set up your personal page so people can get to know you and the cause you are fighting for!

STEP 1: ACCESS YOUR PARTICIPANT CENTRE

Your Participant Centre allows you to edit your goal, check on donations, send emails to friends and family to ask for support, or thank them for gifts.

After logging into the Miracle Mission website, you will be able to access your Participant Centre.



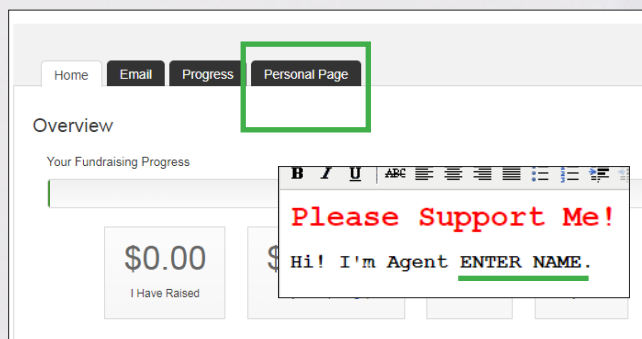
STEP 2: EDIT YOUR PERSONAL PAGE

Click the 'Personal Page' tab near the top of the page.

From here, you can adjust the title and body of your page and upload a photo or link to a YouTube video.

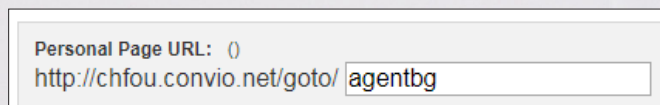
If you don't want to edit the body of the page, at least adjust your agent name.

You can preview or page and save it when you are finished!



STEP 3: CREATE A CUSTOM WEB ADDRESS

Click "URL Settings" to customize the URL for your Personal Page. This makes it easier to remember!



PRO TIP: Are you using Instagram to promote your page? Place your page URL in your bio. Tell your followers to check your bio for the link to donate. Links do not work in posts or stories.

DON'T FORGET - Children's Health Foundation is here to help you every step of the way. Email miraclemission@childhealth.ca or call 519.432.8564 at any time.

HOW TO ASK

As part of your mission, you will be asking the community to support Children's Health Foundation. Whether you are collecting donations or hosting an event, you will need to ask for donations. But don't worry, with a few tips, you will be a pro in no time! All you have to do is ASK!

SAMPLE ASKS:

"I am raising money for kids at Children's Hospital. Will you help me?"

"My goal is to raise \$100 for Children's Hospital. Will you make a donation so I can reach my goal?"

"I really want to help the sick kids at Children's Hospital. Will you make a donation?"

SHARE THE IMPACT:

Every year, over 56,000 kids and their families from our region rely on the care at Children's Hospital.

Children's Hospital treats kids from all over Southwestern Ontario and even parts of Northern Ontario. That means, we can help kids in our community!

Over 90% of the medical equipment at Children's Hospital is funded by generous donors to Children's Health Foundation.

SHARE A STORY:

Donations help kids like Hunter, who has a rare disease called HLH. If it wasn't for the life-saving care and specialized equipment at Children's Hospital, nine-year-old Hunter wouldn't be alive today. Thanks to donors, he is an energetic young boy!

Because of donors, kids like Payton don't have to be afraid when they go to the hospital because they know their Child Life Specialist is waiting for them to make the appointment easier. Her Child Life Specialist shows her what to expect during her appointment, keeps her spirits high and lets her just be a kid.

FUNDRAISING IDEAS

Hosting a fundraiser can be fun and easy! Check out these ideas, designed with physical distancing in mind, to get you started:

- **HOST A CHARADES OR BINGO GAME** outdoors or virtually, and ask your family and friends to donate a participation fee.
- **HOST A READ-A-THON** by creating your very own Secret Agent Reading List. Collect pledges as you read the books on your list.
- **HAVE A DANCE-A-THON OR ACTIVITY OF YOUR CHOICE!** Then collect pledges from family and friends as you complete a certain activity (such as dance) for a certain period of time.
- **ORGANIZE A BAKE SALE** at your school, work, church or community organization.
- **HONOUR OUR HEALTH CARE HEROES** by creating an art piece that you can share photos of online. Ask others to help you honour these heroes by donating to your fundraising page.
- **DONATE YOUR DAILY INDULGENCE** like coffee or take out lunch and donate the money you would have spent to Children's. Ask your friends and family to join you so you can pool your money together!
- **RUN A VIRTUAL TRIVIA NIGHT**, with proceeds from ticket sales donated to Children's.
- **START A CHALLENGE** and challenge your social media followers by agreeing to do something if you raise a certain amount of money. Maybe you'll do 50 push ups or maybe you'll let your donors choose the challenge!
- **HAVE A CORPORATE CHALLENGE** in your office and see which department can raise the most money.
- **START A GUESSING GAME** and charge a small fee for people to guess, for example, how many jelly beans are in a jar. Winner takes the prize home.
- **RUN A LIVE STREAM** and raise funds by pledging to play your favourite games - table top or video!
- **ORGANIZE A BOTTLE DRIVE** in your neighbourhood.
- **BEAT THE HEAT WITH LEMONADE** and sell it in your neighbourhood.
- **PLEDGE TO CUT YOUR HAIR** and donate the proceeds to Children's.
- **START AN ONLINE AUCTION**, with items donated from local businesses. You can create an event on Facebook.